

1 ROCKER SWITCHES

Midsize Illuminated and Non-Illuminated AC Only Rocker Switches — 1600/2600 Series

DESCRIPTION

Eaton's 1600/2600 series of midsize snap-in rocker and paddle switches have worldwide approvals at up to 16A, 250V ac. One switch can be used for both domestic and foreign markets.

Ideal applications include appliances, electronic instrumentation, data processing, communications, medical equipment, office equipment and many more. A wide circuit variety is offered in a choice of standard and custom colors for illuminated and non-illuminated versions. Custom legends are available on

the switch lever and bezel. High Inrush and Splashguard are also available.

High Inrush

The 1600H/2600H is designed to handle high inrush currents up to 100A peak inrush for 10 milliseconds.

Splashguard

This version features a uniquely designed seal that resists moisture and water, making it ideally suited for marine, RV and food processing applications. The oversized nylon lever with smooth, matte finish, features a convenient thumb depression

to ensure effortless touch control. Double pole switches feature both a thumb depression and a convex curve. [See page 1.18.](#)

SPECIFICATIONS

Ratings:

See selection tables.

Circuits:

1PST, 1PDT, 2PST, 2PDT. Maintained and momentary.

High Inrush Option

1PST, 2PST.

Maintained.

Contact Mechanism:

Slow-make/Slow-break butt contact.

HOW TO ORDER — NON-ILLUMINATED ROCKER

To determine your **Complete Catalog Number**, you must start with the appropriate **Base Circuit Number** and add the appropriate **Code Letters** and/or **Numbers** as in the example below:

Start with this Base Circuit Number	...add each appropriate Code Number or Letter...					...to get to your Complete Catalog Number
Base Circuit Catalog Number	Finish	Base and Bezel Color	Rocker/Paddle Color	Termination Type	Legend (optional)	Complete Catalog Number
1600	M	2	1	E	038	1600M21E038

NON-ILLUMINATED ROCKER SELECTION TABLE (BOLD FACE TYPE INDICATES ITEMS NORMALLY IN DISTRIBUTOR STOCK)

Rating	Poles and Throw	Circuit with Rocker in			BASE CIRCUIT		CIRCUIT NUMBER SEE PAGE 4.29	CODE LETTERS AND NUMBERS — ADD TO BASE CIRCUIT NUMBER															
		UP Position	CENTER Position	DOWN ¹ Position				Finish		Base and Bezel Color		Rocker/Paddle Color		Termination Type		Legend (optional)							
					Type	Code ⁶		Color	Code	Color	Code	Termination	Code	Type									
16A, 125V ac 16A, 250V ac 16(4)A, 250V ac ²	1 P.S.T.	ON	NONE	OFF	1600	P1600	1	Standard (Glossy)	—	Black	1	Black	1	6.3mm Tabs/ .250" Quick Connect	E								
		ON*	NONE	OFF		1601										P1601	3						
		ON	NONE	OFF*		1605										P1605	4						
1 P.D.T.	ON	NONE	ON	1602	P1602	5																	
	ON	NONE	ON*	1603	P1603	7																	
16A, 125V ac ² 16A, 250V ac ² 10(2)A, 250V ac ⁴	1 P.D.T.	ON	OFF	ON	1604	P1604	6																
		ON*	OFF	ON*	1606	P1606	9																
10A, 125V ac 10A, 250V ac 10(2)A, 250V ac ⁴	1 P.D.T.	ON*	OFF	ON*	1607	P1607	8																
		ON*	OFF	ON*	2600	P2600	10																
16A, 125V ac 16A, 250V ac 16(4)A, 250V ac ²	2 P.S.T.	ON	NONE	OFF	2601	P2601	11									Matte	M	White	2	White	2	Solder Lugs	B
		ON*	NONE	OFF*	2605	P2605	12																
		ON	NONE	ON	2602	P2602	13																
16A, 125V ac ² 16A, 250V ac ² 10(2)A, 250V ac ⁴	2 P.D.T.	ON	NONE	ON*	2603	P2603	15																
		ON	NONE	ON*	2604	P2604	14																
16A, 125V ac ² 16A, 250V ac ² 10(2)A, 250V ac ⁴	2 P.D.T.	ON	OFF	ON	2606	P2606	17																
		ON*	OFF	ON*	2607	P2607	16																

*Momentary contact.

¹ 1600 Type — Lever depressed toward terminal #3.
2600 Type — Lever depressed toward terminals #13 and #26.

² UL, CSA only.

³ BEAB, VDE, S, FI, USE, N, D, KEMA — 16(4)A, 250V ac; T85µ.

⁴ BEAB, VDE, S, FI, USE, N, D, KEMA — 10(2)A, 250V ac; T85µ.

⁶ To order the standard, add a "dash" to the Catalog Number. Example: 1600-11E.

High Inrush Option

Slow-make/Slow-break butt contact with mechanical break.

Make:

High Inrush Option

100A peak inrush at 250V ac for 10ms for 10,000 cycles minimum.

Break:

High Inrush Option

16A, 250V ac for 10,000 cycles minimum.

Contact Material:

Silver inlay over copper.

Contact Resistance:

10 MΩ max. at 1A, 4V dc.

Mechanical Life:

50,000 cycles min.

Insulation Resistance:

100 MΩ min.

Dielectric Withstand:

1000V RMS minimum.

Terminal Types:

Standard — 6.3mm tabs/.250" Quick-connect.
Optional — Solder lug.

Termination Material:

Common (Center) — Copper fine silver plated.
End — Copper.
Lamp — Brass.

Mounting:

See dimensions.

Operating Temperature Range:

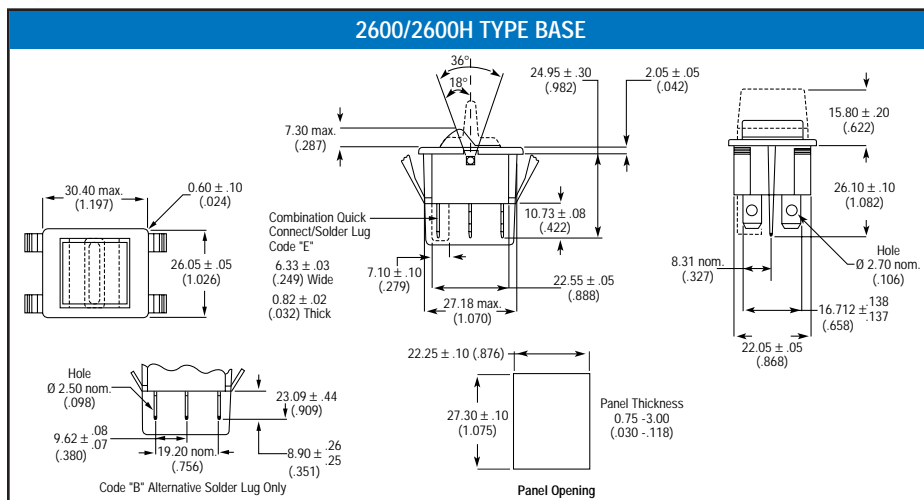
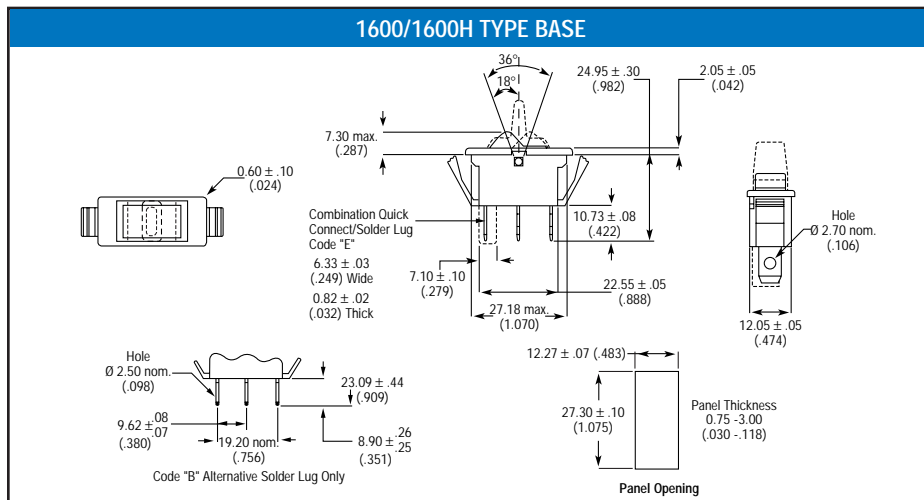
0°C to 85°C (+32° to +185°F).

International Approvals¹:

UL², CSA, VDE.
(See selection tables for additional approvals).



DIMENSIONS APPROXIMATE IN MM (INCHES)



1600-13E



1600HR21E



2600-12E



2600HA21E

¹ Refer to selection table for more information.

² Splashguard is not UL Approved.

1 ROCKER SWITCHES




Midsize Illuminated and Non-Illuminated AC Only Rocker Switches — 1600/2600 Series (continued)

HOW TO ORDER — ILLUMINATED ROCKERS

To determine your **Complete Catalog Number**, you must start with the appropriate **Base Circuit Number** and add the appropriate **Code Letters** and/or **Numbers** as in the example below:

Start with this Base Circuit Number	...add each appropriate Code Number or Letter...						...to get to your Complete Catalog Number
Base Circuit Catalog Number	Independent Lamp	Lens/Rocker Color	Lamp Voltage	Base & Bezel Color	Termination Type	Legend (optional)	Complete Catalog Number
1621	X	W	5	3	E	038	1621XW53E038

ILLUMINATED ROCKERS SELECTION TABLE (BOLD FACE TYPE INDICATES ITEMS NORMALLY IN DISTRIBUTOR STOCK)

Rating	Poles and Throw	Circuit with Rocker in			BASE CIRCUIT ²	CIRCUIT NUMBER SEE PAGE 4.29	CODE LETTERS AND NUMBERS — ADD TO BASE CIRCUIT NUMBER								
		UP Position	CENTER Position	DOWN ¹ Position			Lens/Rocker Color		Lamp Voltage		Base & Bezel Color		Termination Type		Legend (optional)
							Color	Code	Voltage	Code	Color	Code	Type	Code	Code
16A, 125V ac 16A, 250V ac ⁴ 16(4)A, 250V ac ⁶	1 P.S.T.	ON ON* ON ON*	NONE NONE NONE NONE	OFF OFF OFF OFF*	1600 1601 1620X 1621X 1625X	18 21 20 — —	Amber Green Red White (Clear)	A G R W	No Lamp 125V Neon 250V Neon 6V Filament 12V Filament 24V Filament	0 1 2 4 5 6	Black White Red	1 2 3	6.3mm Tabs/ .250" Quick Connect Solder Lugs	E B	See Page 1.19
	1 P.D.T.	ON ON	NONE NONE	ON ON*	1622X 1623X	— —									
16A, 125V ac ⁴ 16A, 250V ac ⁴ 10(2)A, 250V ac ⁶	1 P.D.T.	ON	OFF	ON	1624X	—									
10A, 125V ac 10A, 250V ac 10(2)A, 250V ac ⁶	1 P.D.T.	ON* ON*	OFF OFF	ON* ON	1626X 1627X	— —									
16A, 125V ac 16A, 250V ac ⁴ 16(4)A, 250V ac ⁶	2 P.S.T.	ON ON*	NONE NONE NONE	OFF OFF OFF*	2600 2601 2605	28 30 31									
—	Indicator	—	—	—	1609	32									

*Momentary Contact.

¹ 1600 Type — Rocker depressed toward terminal #2.

² 2600 Type — Rocker depressed toward terminals #13 and #26.

³ #1600 — #1609 switches are supplied in 1600 type base.

⁴ #1620 — #1627 switches are supplied in 2600 type base. (Must have "X" code).

⁵ #2600 — #2605 switches are supplied in 2600 type base.

⁶ UL, CSA: 8A, 14V dc (T).

⁷ VDE: 16(4)A 250V ac T85μ Lamp 125V and 250V. Marked on request only.

⁸ UL, CSA: 8A, 14V dc (T). Marked on request only.




⁹ VDE: 10(2)A, 250V ac T85μ Lamp 125V and 250V.

HOW TO ORDER — NON-ILLUMINATED HIGH INRUSH ROCKERS

To determine your **Complete Catalog Number**, you must start with the appropriate **Base Circuit Number** and add the appropriate **Code Letters** and/or **Numbers** as in the example below:

Start with this Base Circuit Number	...add each appropriate Code Number or Letter...					...to get to your Complete Catalog Number
Base Circuit Catalog Number	Finish	Base & Bezel Color	Rocker Color	Termination Type	Legend (optional)	Complete Catalog Number
1600H	M	2	1	E	038	1600HM21E038

NON-ILLUMINATED HIGH INRUSH ROCKERS SELECTION TABLE (BOLD FACE TYPE INDICATES ITEMS NORMALLY IN DISTRIBUTOR STOCK)

Rating	Poles and Throw	Circuit with Rocker in			BASE CIRCUIT	CIRCUIT NUMBER SEE PAGE 4.29	CODE LETTERS AND NUMBERS — ADD TO BASE CIRCUIT NUMBER									
		UP Position	CENTER Position	DOWN ① Position			Finish		Base & Bezel Color		Rocker Color		Termination Type		Legend (optional)	
							Type	Code	Color	Code	Color	Code	Termination	Code	Type	
22A, 125V ac 16A, 250V ac 16(4)A, 250V ac ③	1 P.S.T.	ON ON	NONE NONE	OFF OFF	1600H 1620H ②	1 2	Standard (Glossy) Matte	④	M	Black	1	Black	1	6.3mm Tabs/ .250" Quick Connect	E	See Page 1.19
	2 P.S.T.	ON	NONE	OFF	2600H	10				White	2	White	2			
									Red	3	Red	3				

*Momentary Contact.




- ① 1600H Type — Rocker depressed toward terminal #2.
- 2600H Type — Rocker depressed toward terminals #13 and #26.
- ② #1620H switch is supplied in 2600H base.
- ③ UL, CSA: 1 Hp @ 125V or 250V ac; 6A, 125V ac (L) rating; 10A, 14V dc (T).
BEAB, VDE, SEMKO: 16(4)A 250V ac T85.
- ④ No code required.

HOW TO ORDER — ILLUMINATED HIGH INRUSH ROCKERS

To determine your **Complete Catalog Number**, you must start with the appropriate **Base Circuit Number** and add the appropriate **Code Letters** and/or **Numbers** as in the example below:

Start with this Base Circuit Number	...add each appropriate Code Number or Letter...					...to get to your Complete Catalog Number
Base Circuit Catalog Number	Lens/Rocker Color	Lamp Voltage	Base & Bezel Color	Termination Type	Legend (optional)	Complete Catalog Number
1600H	R	2	1	E	038	1600HR21E038

ILLUMINATED HIGH INRUSH ROCKERS SELECTION TABLE (BOLD FACE TYPE INDICATES ITEMS NORMALLY IN DISTRIBUTOR STOCK)

Rating	Poles and Throw	Circuit with Rocker in			BASE CIRCUIT	CIRCUIT NUMBER SEE PAGE 4.29	CODE LETTERS AND NUMBERS — ADD TO BASE CIRCUIT NUMBER									
		UP Position	CENTER Position	DOWN ① Position			Lens/Rocker Color		Lamp Voltage		Base & Bezel Color		Termination Type		Legend (optional)	
							Color	Code	Voltage	Code	Color	Code	Type	Code	Code	
22A, 125V ac 16A, 250V ac 16(4)A, 250V ac ③	1 P.S.T.	ON ON	NONE NONE	OFF OFF	1600H 1620HX ②	18 19	Amber Green Red White (Clear)	A G R W	No Lamp	0	Black	1	6.3mm Tabs/ .250" Quick Connect	E	See Page 1.19	
	2 P.S.T.	ON	NONE	OFF	2600H	28			125V Neon	1						White
										250V Neon						2
—	—	INDICATOR		—	1609	32			6V Filament	4						
									12V Filament	5						
									24V Filament	6						

- ① 1600H Type — Rocker depressed toward terminal #3.
- 1620HX Type — Rocker depressed toward terminals #13 and #26.
- 2600H Type — Rocker depressed toward terminals #13 and #26.
- ② #1620HX switch is supplied in 2600H type base. (Must have "X" code).
- ③ UL, CSA: 1 Hp @ 125V or 250V ac; 6A, 125V ac (L) rating; 10A, 14V dc (T).
VDE: 16(4)A 250V ac T85 Lamp 125V and 250V. Marked on request only.

1 ROCKER SWITCHES

Midsize Illuminated and Non-Illuminated AC Only Rocker Switches — 1600/2600 Series (continued) Splash Guard

HOW TO ORDER — SPLASHGUARD ROCKER

To determine your Complete Catalog Number you must start with the appropriate Base Circuit Number and add the appropriate Code Letters and/or Numbers as in the example below:

Start with this Base Circuit Number	...add each appropriate Code Number or Letter...			...to get to your Complete Catalog Number
Base Circuit Catalog Number	Base Color	Rocker Color	Termination Type	Complete Catalog Number
B1600	-1	1	E	B1600-11E

SPLASHGUARD ROCKER SELECTION TABLE ❶

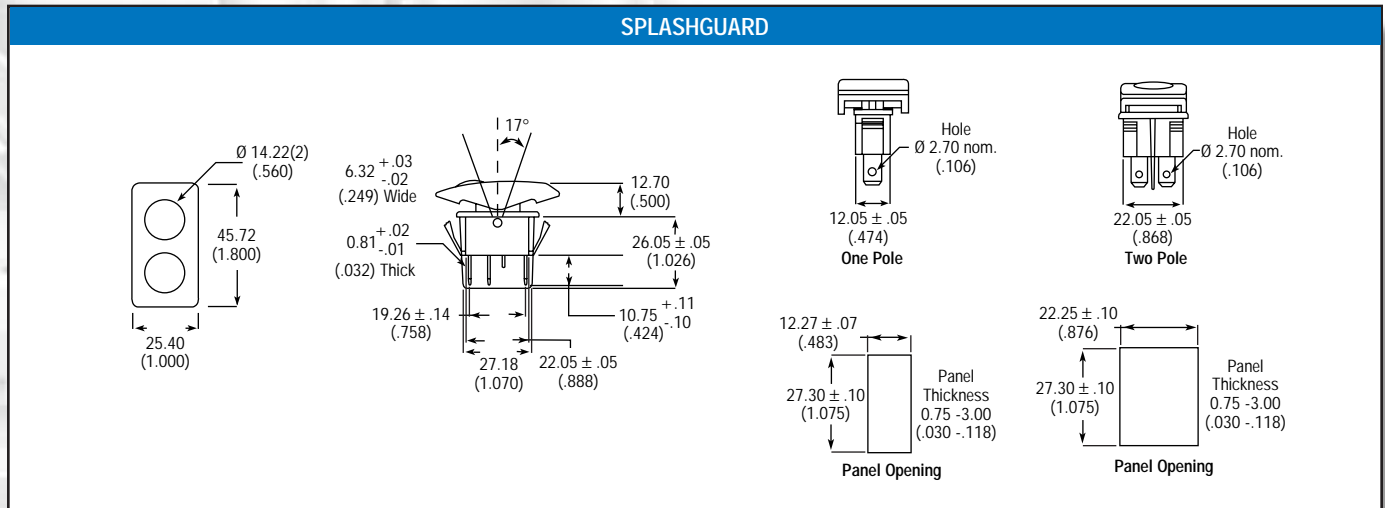
Rating ❷	Poles and Throw	Circuit with Rocker in			BASE CIRCUIT	CIRCUIT NUMBER SEE PAGE 4.29	CODE LETTERS AND NUMBERS — ADD TO BASE CIRCUIT NUMBER					
		UP Position	CENTER Position	DOWN Position			Base Color		Rocker Color		Termination	
							Color	Code	Color	Code	Termination Type	Code
16A, 125V ac 10A, 250V ac	1 P.S.T.	NONE NONE	OFF OFF	ON ON*	B1600 B1601	1 3	Black	-1	Black White Red	1 2 3	6.3mm Tabs/ 0.250" Quick Connect	E
	1 P.D.T.	NONE ON	ON OFF	ON ON	B1602 B1604	5 6						
10A, 125V ac 10A, 250V ac	1 P.D.T.	ON* ON*	OFF OFF	ON* ON	B1606 B1607	9 8						
16A, 125V ac 10A, 250V ac	2 P.S.T.	NONE NONE	OFF OFF	ON ON*	B2600 B2601	10 11						
16A, 125V ac 10A, 250V ac	2 P.D.T.	NONE ON	ON OFF	ON ON	B2602 B2604	13 14						
10A, 125V ac 10A, 250V ac	2 P.D.T.	ON* ON*	OFF OFF	ON* ON	B2606 B2607	17 16						

* Momentary contact.

❶ Splashguard is not UL Approved.

❷ All circuits also rated 10A, 28V dc resistive.





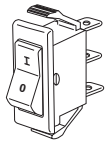

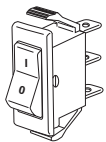
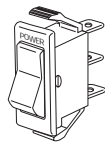

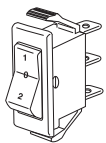



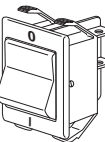



DIMENSIONS APPROXIMATE IN MM (INCHES)



HOW TO ORDER — LEGENDS

To order a rocker with a legend marking, add the three character **Code** to the end of the **Catalog Number**.
 Example: 1500-21E becomes 1500-21E038.

MOST POPULAR LEGENDS — For 1500/2500 and 1600/2600 only.

Legend	Code	Legend	Code	Legend	Code
	038		039		734
	630		656		752
	014		023		746
	657		714		760
	653		730		735
	671		725		

1

For additional legend options, contact your local Eaton Sales Representative.

Accessories — Panel Cutout Fillers

If panel cutout fillers are required in anticipation of future rocker or paddle switch installation, order Catalog Number **1609DUM**.

Specify color of base and filler portion by using the standard two digit color code (base and lever) for non-illuminated switches.

Example: **1609DUM11**

