





Emergency stop/emergency switching off pushbutton, RMQ-Titan, Palm-tree shape, 45 mm, Non-illuminated, Turn-to-release function, Red, yellow, RAL 3000




Part no. **M22-PVT45P**
Catalog No. **121462**
Alternate Catalog No. **M22-PVT45PQ**
EL-Nummer (Norway) **4315243**

Delivery program

Product range			RMQ-Titan
Basic function			Controlled stop pushbuttons/emergency-stop buttons
Mounting hole diameter	Ø	mm	22.5
Single unit/Complete unit			Single unit
Design			Palm-tree shape
Diameter	Ø	mm	45
Illumination			Non-illuminated
Approval			
			Turn-to-release function
Description			Tamper-proof according to ISO 13850/EN 418
Colour			
Mushroom head			Red
			
Base			yellow
			RAL 3000
Degree of Protection			IP66, IP67, IP69
Connection to SmartWire-DT			no
Instructions			Max. number of contacts: four M22-(C)K01, ...10 or two M22-(C)K02, ...20, ...11

Technical data

General			
Standards			IEC/EN 60947 VDE 0660
Lifespan, mechanical	Operations	x 10 ⁶	> 0.1
Operating frequency	Operations/h		≤ 600
Actuating force		n	≤ 50
Climatic proofing			Damp heat, constant, to IEC 60068-2-78 Damp heat, cyclic, to IEC 60068-2-30
Degree of Protection			IP66, IP67, IP69
Ambient temperature			
Open		°C	-25 - +70
Mounting position			As required
Mechanical shock resistance		g	50 Shock duration 11 ms

			Sinusoidal according to IEC 60068-2-27
shipping classification			DNV GL LR
			  

Design verification as per IEC/EN 61439

Technical data for design verification			
Rated operational current for specified heat dissipation	I_n	A	0
Heat dissipation per pole, current-dependent	P_{vid}	W	0
Equipment heat dissipation, current-dependent	P_{vid}	W	0
Static heat dissipation, non-current-dependent	P_{vs}	W	0
Heat dissipation capacity	P_{diss}	W	0
Operating ambient temperature min.		°C	-25
Operating ambient temperature max.		°C	70
IEC/EN 61439 design verification			
10.2 Strength of materials and parts			
10.2.2 Corrosion resistance			Meets the product standard's requirements.
10.2.3.1 Verification of thermal stability of enclosures			Meets the product standard's requirements.
10.2.3.2 Verification of resistance of insulating materials to normal heat			Meets the product standard's requirements.
10.2.3.3 Verification of resistance of insulating materials to abnormal heat and fire due to internal electric effects			Meets the product standard's requirements.
10.2.4 Resistance to ultra-violet (UV) radiation			Please enquire
10.2.5 Lifting			Does not apply, since the entire switchgear needs to be evaluated.
10.2.6 Mechanical impact			Does not apply, since the entire switchgear needs to be evaluated.
10.2.7 Inscriptions			Meets the product standard's requirements.
10.3 Degree of protection of ASSEMBLIES			Does not apply, since the entire switchgear needs to be evaluated.
10.4 Clearances and creepage distances			Meets the product standard's requirements.
10.5 Protection against electric shock			Does not apply, since the entire switchgear needs to be evaluated.
10.6 Incorporation of switching devices and components			Does not apply, since the entire switchgear needs to be evaluated.
10.7 Internal electrical circuits and connections			Is the panel builder's responsibility.
10.8 Connections for external conductors			Is the panel builder's responsibility.
10.9 Insulation properties			
10.9.2 Power-frequency electric strength			Is the panel builder's responsibility.
10.9.3 Impulse withstand voltage			Is the panel builder's responsibility.
10.9.4 Testing of enclosures made of insulating material			Is the panel builder's responsibility.
10.10 Temperature rise			Not applicable.
10.11 Short-circuit rating			Is the panel builder's responsibility. The specifications for the switchgear must be observed.
10.12 Electromagnetic compatibility			Is the panel builder's responsibility. The specifications for the switchgear must be observed.
10.13 Mechanical function			The device meets the requirements, provided the information in the instruction leaflet (IL) is observed.

Technical data ETIM 7.0

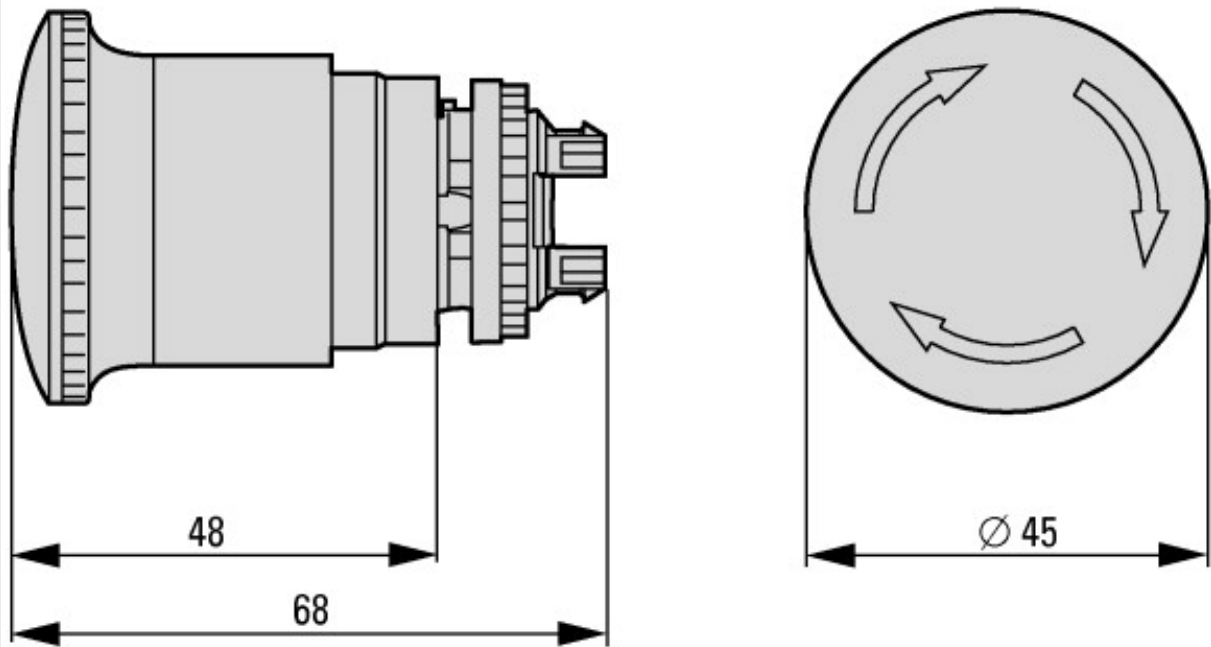
Low-voltage industrial components (EG000017) / Front element for mushroom push-button (EC001038)			
Electric engineering, automation, process control engineering / Low-voltage switch technology / Command and alarm device / Front element for mushroom push-button actuators (ecI@ss10.0.1-27-37-12-12 [AKF030014])			
Colour button			Red
Construction type lens			Round

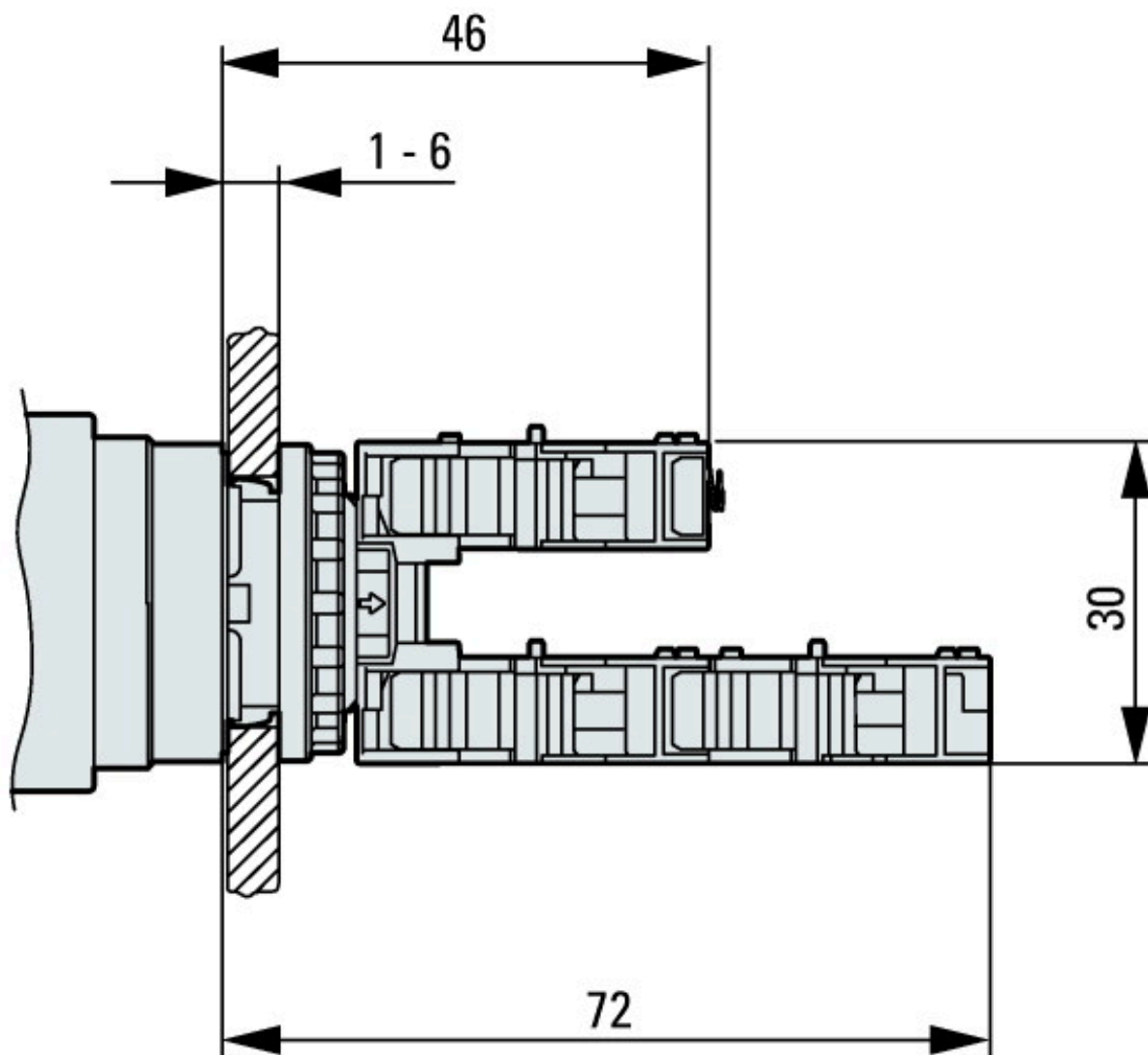
Diameter cap	mm	45
Hole diameter	mm	22.5
Width opening	mm	0
Height opening	mm	0
Degree of protection (IP)		IP67/IP69K
Degree of protection (NEMA)		4X
Type of button		High
Suitable for illumination		No
Switching function latching		Yes
Spring-return		No
With front ring		No
Material front ring		Other
Colour front ring		Other
Suitable for emergency stop		Yes
Unlocking method		Turn-release

Approvals

North America Certification		Request filed for UL and CSA
-----------------------------	--	------------------------------

Dimensions





Additional product information (links)

IL04716005Z RMQ-Titan: Emergency stop buttons, Emergency stop buttons

IL04716005Z RMQ-Titan: Emergency stop buttons, Emergency stop buttons

https://es-assets.eaton.com/DOCUMENTATION/AWA_INSTRUCTIONS/IL04716005Z2020_01.pdf

IL04716002Z RMQ-Titan System

IL04716002Z RMQ-Titan System

https://es-assets.eaton.com/DOCUMENTATION/AWA_INSTRUCTIONS/IL04716002Z2018_10.pdf

DGUV Test Mark Customer Information

http://www.dguv.de/medien/dguv-test-medien/_pdf_zip_doc_ppt/agb-und-pzo/dguv_test_zeichen_infoblatt_kunden.pdf